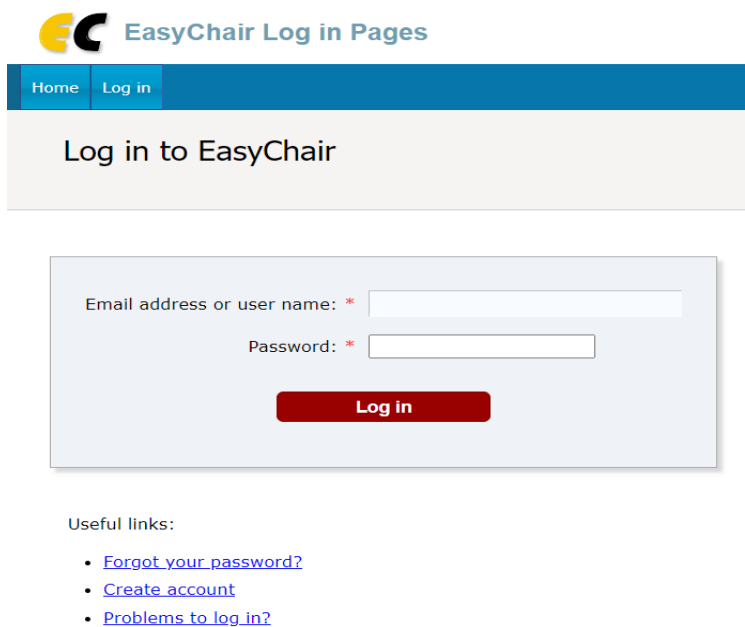


GUIDELINES FOR SELECTING ORAL/POSTER PRESENTATION

To select the form that you want to present in BME10 Conference, please follow the instructions below:

Step 1. Log in your account in EasyChair as an Author (<https://easychair.org/>). If you do not have an account, please create one as the instructions in our website by clicking “EasyChair system instructions for Authors-BME10” (<https://bme.hcmiu.edu.vn/bme10/submission/>). Next, select BME10 Conference as an author and access your submission via clicking “magnifying glass” symbol in View section.



EasyChair Log in Pages

Home Log in

Log in to EasyChair

Email address or user name: *

Password: *

Log in

Useful links:

- [Forgot your password?](#)
- [Create account](#)
- [Problems to log in?](#)

Your recent EasyChair roles are shown in the table below. Click on a role to access it.

Conference	Role
BME10	author

My Submissions for BME10




Using the submission author environment you can view or manage your submissions to BME10. Note that new submissions are disabled.

To **view or update your existing submission** click on the corresponding "view" icon.

Additional information about submission to BME10 can be found at the [BME10 Web page](#).

Questions about submissions can be sent to the conference contact email bme.conf@hcmiu.edu.vn.

Please note that if you do nothing (not even click on the menu) for more than two hours, your session will expire and you will have to log in again.

#	Authors	Title	View	Abstract	Program
110	Thong Lam Vu, Khoi Minh Le, Tuan-Ngan Tang, Kieu Thi-Thuy Nguyen, Han Thi Ngoc To, Thi-Hiep Nguyen and Hoan Ngoc Doan	Effect of Laponite on Physicochemical and Biological Properties of Electrospun Polycaprolactone/Laponite Membrane			

Step 2. In your Submission page, there are some command selections at the top-right of the page. Then, select “Update information” command.

BME10 Submission 110

If you want to **change any information** about your paper, use links in the upper right corner.

For all questions related to processing your submission you should contact the conference organizers. [Click here to see information about this conference.](#)

- Update information
- Update authors
- Add or update files
- Withdraw

Step 3. After selecting update information command, there is a box at the bottom of the update page. Please select the form (Oral or Poster presentation) that you want to perform at BME10 Conference and then click the red button “Update Information” to save and update your choice.

Oral/Poster Presentation (*). Please select kind of presentation that you want to choose

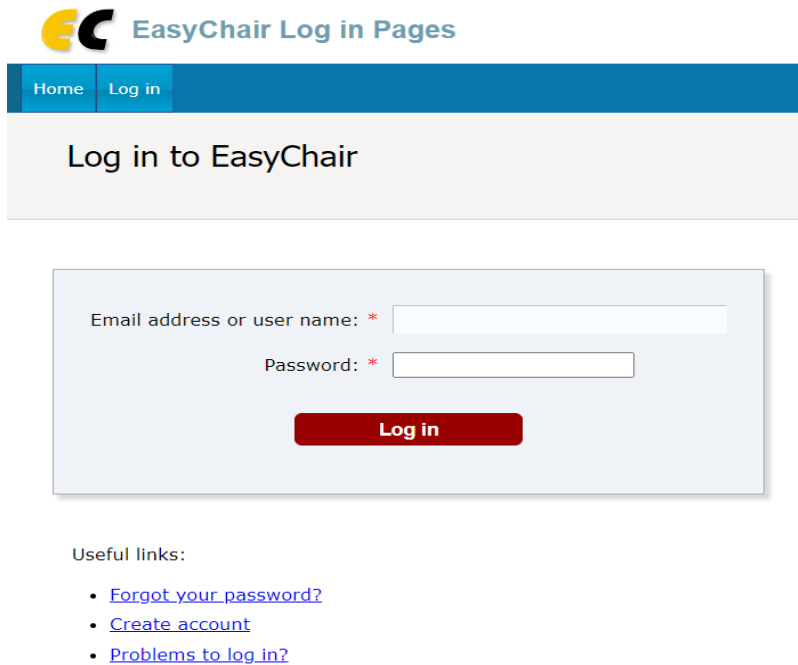
- Oral presentation
- Poster presentation

Update Information

UPDATE ORAL/POSTER FILES IN EASYCHAIR SYSTEM

After confirming the form that you want to perform at BME10 Conference, please update your oral/poster presentation file in the system before **July 21st, 2024** as the following instructions:

Step 1. Log in your account in EasyChair as an Author (<https://easychair.org/>). If you do not have an account, please create one as the instructions in our website by clicking “EasyChair system instructions for Authors-BME10” (<https://bme.hcmiu.edu.vn/bme10/submission/>). Next, select BME10 Conference as an author and access your submission via clicking “magnifying glass” symbol in View section.



EC EasyChair Log in Pages

Home Log in

Log in to EasyChair

Email address or user name: *

Password: *

Log in

Useful links:

- [Forgot your password?](#)
- [Create account](#)
- [Problems to log in?](#)

Your recent EasyChair roles are shown in the table below. Click on a role to access it.

Conference	Role
BME10	author

My Submissions for BME10

Using the submission author environment you can view or manage your submissions to BME10. Note that new submissions are disabled.

To view or update your existing submission click on the corresponding "view" icon.

Additional information about submission to BME10 can be found at the [BME10 Web page](#).

Questions about submissions can be sent to the conference contact email bme.conf@hcmiu.edu.vn.

Please note that if you do nothing (not even click on the menu) for more than two hours, your session will expire and you will have to log in again.

#	Authors	Title	View	Abstract	Program
110	Thong Lam Vu, Khoi Minh Le, Tuan-Ngan Tang, Kieu Thi-Thuy Nguyen, Han Thi Ngoc To, Thi-Hiep Nguyen and Hoan Ngoc Doan	Effect of Laponite on Physicochemical and Biological Properties of Electrospun Polycaprolactone/Laponite Membrane			

Step 2. In your Submission page, there are some command selections at the top-right of the page. Then, select “Add or update files” command.

BME10 Submission 110

If you want to change any information about your paper, use links in the upper right corner.

For all questions related to processing your submission you should contact the conference organizers. [Click here to see information about this conference.](#)

- [Update information](#)
- [Update authors](#)
- [Add or update files](#)
- [Withdraw](#)

Step 3. After selecting “add or update files” command, there is a box in the update files page. Please upload your file(s) which match the requirement at the suitable section and then click the red button “Submit” to save and update your file(s).

File	Admissible file extensions	Current version	Delete
Abstract. Upload your abstract. The paper must be in PDF or Word format (file extension .pdf or .doc) <input type="button" value="Choose File"/> No file chosen	PDF (extension pdf) Word document (extension doc) LaTeX file (extension tex) Microsoft Word Macro-Enabled Document file (extension docm)		
Full-text. Upload your Full-text. The paper must be in PDF or Word format (file extension .pdf or .doc or docx) <input type="button" value="Choose File"/> No file chosen	PDF (extension pdf) Word document (extension doc) zip (extension zip) Word open XML document (extension docx) Microsoft Word Macro-Enabled Document file (extension docm)		
Oral. This is the place to upload oral presentation files <input type="button" value="Choose File"/> No file chosen	PDF (extension pdf) Word document (extension doc) zip (extension zip) PowerPoint presentation (extension ppt) Microsoft PowerPoint open XML document (extension pptx) Word open XML document (extension docx) Microsoft Word Macro-Enabled Document file (extension docm)		
Poster. This is the place to upload Poster files <input type="button" value="Choose File"/> No file chosen	PDF (extension pdf) Word document (extension doc) zip (extension zip) JPEG image (extensions jpeg, jpg) HTML (extension html) LaTeX file (extension tex) MPEG video file (extension mpg) PowerPoint presentation (extension ppt) Microsoft PowerPoint open XML document (extension pptx) Word open XML document (extension docx) GIF image (extension gif) PNG image (extension png) Microsoft Word Macro-Enabled Document file (extension docm)		